



Washington Guild of Goldsmiths

Newsletter

Winter Issue

2017

HIGHLIGHTS

President's Message	1
CCC Notice	1
Membership Information	2
Member News & CCC News	3
Workshop News & Report	4
3 rd Tuesdays	5
METALWORK2016 Report	5
Upcoming Events	6
Sad News	7
Online Sites	7
Winter Classes	7
Calls for Entries	8
Classifieds	8
Wire Skills for Necklace	9
Board Members Contact Info	10
2016 Membership Form	11

PRESIDENT'S MESSAGE

Happy 2017 to all! The Washington Guild of Goldsmiths works constantly to bring you—its members—wonderful experiences. Many volunteers working behind the scenes are crucial to deliver this to you. As we move from 2016 to 2017, I want to thank some very special Guild members for their help in making us fabulous.

Bodil Lund has served as our amazing treasurer for the last 5 years. She worked tirelessly to keep track of all our money coming in and going out. She facilitated the renewal of our 503c status, and has been patient as we have moved forward into online payments. This year, she is stepping down as treasurer and we wish to thank her for all her valuable work. **Michael Brehl** has been elected and will take over in the coming year.

Nick Grant Barnes has been a stalwart member of this Guild. He has helped with many Metalwork setups, he takes care of the display equipment via our storage company, and he has been the driving force behind our 3rd Tuesday gatherings. Nick is stepping down from the 3rd Tuesday Coordinator position this year, but we can count on seeing him every month and look forward to all his advice. Thanks for always being there to lend a hand Nick.

Last but not least, **Winifred Anthony** is stepping down from the formal duties of the Creative Crafts Council (CCC) Liaison position. Winifred has been involved in many Guild positions since joining many years ago. Her guidance and willingness to help in many different ways have pushed us forward to our many objectives. She will remain an *unofficial* advisor to the WGG Board and the CCC, and will always be in our hearts. Thank you Winifred! **Jody Sachs**, our membership coordinator, has taken over the formal CCC duties from Winifred.

In addition to those members I wish to thank the following board members who will continue to volunteer their time and energy: **Tyler Kulenguski** for putting so much effort in METALWORK 2016 show, **Cyd Rowley** for organizing several exciting Guild workshops, **Nella Fischer** who does workshop registration (helped our election), **Jody Sachs** who expertly took over the membership position, **Mia Schulman** for working hard as secretary for our Guild meetings, **Sherry Terao**, our wonderful newsletter editor, supporting the Guild, **Natalie Barat** whose skill has maintained a great WGG website, **Sandra Zacharia** for communicating messages to the membership.

I also want to recognize all the members who helped with Metalwork 2016, participated in our 3rd Tuesday events, and attended our valuable workshops. We are truly thankful for your help and your participation. We are a fantastic organization of metal workers! The WGG election for officers was held in December. Michael Brehl has been elected to be the WGG Treasurer for retiring Bodil Lund. Continuing for another 2-year term are: Vice President - Tyler Kulenguski, Secretary - Mia Schulman, President - Marla Rudnick.

Marla Rudnick, WGG President

CREATIVE CRAFTS COUNCIL (CCC)

The Guild again thanks Winifred Anthony for her many years of work as our CCC Liaison. Fortunately for us, **Jody Sachs**, our Membership Coordinator has agreed to be our CCC Liaison, as well. See page 3 for Jody's CCC News update.

WGG MEMBERSHIP NEWS & INFORMATION

DUES REMINDER:

Membership dues for the Washington Guild of Goldsmiths are valid for ONE calendar year (January – December) and are **subject to renewal on January 1st of each year.**

TO RENEW YOUR MEMBERSHIP for **2017**, please use the application form on page 11, or you can now renew online on our website, www.washingtonguildofgoldsmiths.com

SEPTEMBER – DECEMBER WELCOME RENEWING AND NEW MEMBERS

Membership benefits:

Membership benefits include, but are not limited to: participation in monthly “**3rd Tuesday**” meetings *that stir your creative juices*, receipt of **quarterly newsletters** and other **Guild e-mailings** (i.e. Calls For Entries, business opportunities, etc.), inclusion in the annual **Membership Directory** (published each year), opportunity to **participate in the biennial METALWORKS Show** sponsored by the Guild, and ability to participate (at **reduced rates**) in **workshops** offered by the Guild and Creative Metalworks School. In addition, our Guild offers a **free 1-web-page posting on our WGG website** for members in good standing. This can be used to feature several pieces of your work in addition to a brief artist statement. Submission requirements are provided on the website page.

Help recruit members:

We encourage you to invite other jewelry associates to participate in our activities and to join our Guild. A membership application form is included with this newsletter and is also available on our Guild web page: www.washingtonguildofgoldsmiths.com. Completed applications and dues payments should be mailed to our Treasurer. Questions may be addressed to our Membership Coordinator. Contact information for these individuals is provided on the application form.

Keep your contact information up to date:

Please remember to keep the Membership Coordinator informed of any changes to your membership information (name, address, email, etc.) to be sure that you receive all WGG mailings. You can send the information to the Membership Coordinator as shown on the application form (page 11).

Receiving email notices from the WGG?

To save on postage and processing time (we’re all volunteers, and we haven’t raised the dues in a long time), members of the WGG Board use the email method of informing members of items of interest between Newsletter publication times. If you do not yet have an email account, please set one up at your convenience. Many are free (e.g. Yahoo, gmail) and computer access is available at your public library. If you are using a “spam filter” on your own computer and have not entered the email addresses of the WGG Board members into your email directory, the notices may be directed to your email spam folder. If you delete messages in your spam folder without reviewing them first, you may miss important news items from the Guild (for example: shows and workshops you can attend, key application and membership renewal deadlines, newsletter submission reminders, etc.). Each quarterly Newsletter lists the Board members with their respective email addresses.

Get *your* PERSONAL FREE WEB PAGE on the WGG Guild website.

Information on how to set up a personal web page can be found at the bottom of our website’s Member Information Page. Go to:

<http://www.washingtonguildofgoldsmiths.com/members/>

RIGHT NOW it is time to *UPDATE YOUR MEMBER PAGE*. Website contact:

Natalie Barat nb@nataliebarat.com (240) 893-1505

MEMBER NEWS

WGG Members – Please let us know about your achievements, recognition and awards. It is not bragging and will certainly encourage your co-members in their artistic endeavors.

WGG Member Nella Fisher's "Blue Moon Ascending" pendant won 2nd place in a juried exhibition at Strathmore Mansion, "La Vie en Bleu." The show featured works by over 100 artists, and is on display Jan. 7 to Feb. 19, 2017.



The editor just discovered that **WGG Member Cynthia Alderdice** won "First Place - Single Piece of Work" at the prestigious Academy Museum Craft Show in 2015. Congratulations! Better late than never.

WGG Member Jim Cohen has accepted an adjunct professor position in jewelry and metalsmithing at New Mexico Highlands University, Las Vegas, NM. Should any WGG members have any project ideas or syllabi they might be willing to share, Jim would appreciate seeing them.

Jim has also exhibit at Charlotte Contemporary 2016, www.charlottecontemporary.com, Charlotte, NC in October and the Philadelphia Museum of Art Craft Show, www.pmacraftshow.org, Philadelphia, PA.

He's also started a blog, "Jim Cohen Contemporary Judaic Metalsmith" at jimcohenjudaicmetalsmith.blogspot.com.

Please feel free to contact Jim Cohen at jimcohenjudaica@gmail.com or info@jimcohenmetals.net

Note: Jim sent me the information above for the Fall newsletter, which I regret I totally overlooked. Hope it is still relevant and that members do contact him! --editor

WGG Member Anne Havel's piece, "Snakes In The River", is currently in the SNAG online exhibition entitled, "(UP)setting the Stone" at their website, <http://www.snagspace.org/upsetting-the-stone>



CREATIVE CRAFTS COUNCIL (CCC) NEWS

By Jody Sachs

The Creative Craft Council is planning their 2017 Biennial Exhibition Show on April 8 to May 21, 2017. The Creative Crafts Council is an umbrella organization of fine craft guilds in the District of Columbia, Maryland, and Virginia and the WGG is a participating guild-member. The CCC sponsors a juried biennial exhibition that is open to any artist residing in these areas, to all members of any sponsoring guild regardless of residence. Please see the following website for more information on the application for the show in January 2017: <http://www.creativecraftscouncil.org/>.

The online application process opened on January 5, 2017 and closes on February 20, 2017. If you are interested in volunteering to help with drop-off or pick-up, please contact Jody Sachs at jsachs2005@gmail.com or Jaimianne Amicucci at creativecraftscouncil@gmail.com.

WGG WORKSHOP NEWS & REPORT


by Cyd Rowley, Workshop Coordinator

Please watch your email for Workshop News that will be sent out by Sandra Zacharia, our Communications Coordinator, on behalf of Cyd Rowley, our Workshop Coordinator.

Meanwhile, Cyd offers us this insightful review of a book available on Amazon, eBay and all book markets.

Book Review

Beyond Bling: Contemporary Jewelry from the Lois Boardman Collection



I received this book as a birthday gift from one of my closest friends (and studio mate) and I think this is a must-have for all contemporary jewelers' libraries. It's a publication that accompanies the art exhibit of the same name currently at the LA County Museum of Art (LACMA) and is a collection that includes over 300 pieces made by jewelers from the US, Europe, Australia and New Zealand. It is a primer on the advent and development of the studio jewelry movement covering work from the late twentieth and early twenty-first centuries.

In the intro of the book we learn that the collection, which was donated to the museum, was designed to "provoke and promote conversation: to prompt the question '**what** are you wearing' not '**who** are you wearing'", and to "encourage discussions about how all jewelry communicates powerful messages besides the wearer's wealth and status."

The photos are high quality and the articles are definitely worth the read. They cover subjects including contemporary studio jewelry on the West Coast, contemporary jewelry in the internet age, and the beautiful friendship between Helen Drutt and Lois Boardman which gave rise to this collection. I will leave you with a quote from the book that is important for all of us to remember: "The objects in this collection also exemplify many of the movement's central precepts, namely a critical examination of the values of the conventional jewelry industry, the use of nontraditional materials and techniques, explorations of the work's relationship to the body, the expression of personal or political messages, and the potential to shock and delight." (p.10)

Below are two images from the book to encourage you to check out this great book.

1. Carolyn Kriegman (1933-1999, US) Necklace 1969, Silver, smoky citrine
2. Stanley Lechtzin (b. 1936, US) Torque #40 D, 1973, Gilded silver, polyester resin, freshwater pearls



1.



2.

3rd TUESDAY GATHERINGS Nick Barnes, Coordinator

WGG 3rd Tuesday – **December** **WGG Annual Holiday Party**

We held a grand 3rd Tuesday down in Virginia for the annual WGG Holiday Party. Thank you for all of you who turned out to chat, drink and eat the wonderful food on offer. A big shout out to our hostess, Caroline Keens for organizing the fabulous space at her Condo, and offering the same space for future events – Thank you very, very much!

As always it was great to catch up with familiar and new friends in the Guild. So much to talk about, the time just flew. Wishing everybody a wonderful and Happy New Year for 2017.

WGG 3rd Tuesday – **January** Hiatus (*no meeting in January*)

In 2017, you will see some changes to how the 3rd Tuesday events will be organized. For the past few years, 3rd Tuesday has been a focal point and great opportunity for many members to meet up, exchange and share ideas, processes and skills, as well as keep up with new technologies and, of course, tools – thanks to Tevel from AllCraft!

Organizing the monthly events has been an enjoyable challenge over the last 3 years, however, my work and family schedule for 2017 means that I will no longer be able to dedicate the time to organizing these events to my best ability. Having all the templates, mailing lists and contacts in place through Mail Chimp, I do hope to be able to promote any events that members wish to organize themselves – talks, meetings, mini workshops, gallery trips, parties, etc., so we can still get to meet up on a more scaled back schedule if folks still want to get together. **If anyone would be interested in stepping in to organize events on a more regular schedule, just get in touch, and we can talk over all that it entails.**

At present we only have the WGG annual Holiday party penciled in for December 2017. In 2014/15, we had the party in Maryland; 2016 we held the party in Virginia; so we are looking for a venue in DC or elsewhere for the 2017 get together.

Please send suggestions or definite offers to Nick at nickgbarnes@verizon.net

METALWORK 2016 REPORT

Once again, the biennial Show of the Washington Guild of Goldsmiths, METALWORK 2016 was a great success, thanks to all the volunteer efforts supporting the lead of WGG Vice President and Show Chair, Tyler Kulenguski. It was an enjoyable and memorable event.

The VisArts Concourse Gallery was a really terrific venue for our show, which was exquisitely designed by Jan Mandel, Tyler Kulenguski and Nick Barnes, supported by many other volunteers.

Not only were several items sold through the show, but the collective project, “LINKED” made a gorgeous (and enormous) necklace was auctioned off, benefiting the educational fund of the Guild. It was made of wonderfully unique links, each designed and created by a different participating member of the Guild.

Now, we can all take a well-deserved break before we each begin to design and create submissions for the Creative Crafts Council Biennial Show in the spring of 2017 (*see page 3*). Good luck to each member!

UPCOMING EVENTS OF INTEREST

Page 6

AGTA Gem Show in Tucson, AZ from Jan.31 – Feb.5 2017. **SNAG** needs volunteers at SNAG table. Contact volunteer coordinator to sign up: volunteercoordinator@snagmetalsmith.org

SNAG 2017 Annual Conference

Registration is now OPEN! "NEXUS: A Connection of Ideas," **SNAG's 2017 Conference**, is May 24-27, 2017, in New Orleans. Motivating thinkers, collectors, and makers to bring new and old materials, techniques, and ideas together in a true New Orleans celebration.



Scholarship available from SNAG/Crafthaus for the SNAG Conference

This scholarship is awarded every year to a SNAG and Crafthaus member and is intended to enable his/her attendance at the SNAG conference. The recipient will receive a SNAG conference fee waiver worth \$410, plus additional benefits. **Deadline: January 31.** Visit the Crafthaus website for more information and the entry form.

ORCHID FORUM, THE GANOKSIN WEBSITE RE-LAUNCHED!

Going forward, Ganoksin and Orchid will solely be supported by the jewelry community. A monthly membership fees starting at very low reasonable rates, but we are grandfathering in any former mailing list members for FREE. Click here (<https://www.ganoksin.com/exclusive-invite/?e>) to re-join. It's Free! They have taken a great risk undertaking this endeavor, but have 100% confidence the community will support them. Please sign up, and PLEASE give them your feedback on how the community software and Ganoksin.com is working. There will be plenty of bugs to iron out, and we are already hard at work on many fixes and improvements - but we need your feedback.

This valuable forum facilitates international chat among master jewelers to novices, and maintains archives of past informational threads, and is a priceless resource for every jeweler.

aMUSE Art & Craft Fair

aMuse is an independently-run art fair in Virginia's Shenandoah Valley started to increase the arts in Winchester, VA and provide an opportunity for artists of all mediums. There will be woodworking, printmaking, painting, collage, ceramics, blacksmithing and more! Interactive art projects, local food trucks, demonstrations and outdoor activities will also be featured. More info: www.amuseartfair.com
Early Bird Application: February 15, 2017 Fee \$15 before February 15, 2017
Application Deadline: March 15, 2017 Fee \$25 application
aMuse Art & Craft Fair: May 27 & 28, 2017, 11am-6pm

TOUCHSTONE CENTER FOR CRAFTS

Your catalog will be in the mailbox soon, but until then get a sneak peek of the upcoming 45th Anniversary Season at **Touchstone Center for Crafts**. Registration is open and you can get workshop, instructor and campus details on our **website** <http://touchstonecrafts.org/>
We look forward to seeing you on campus this year to help us celebrate 45 years of excellence in art and craft education! **Save the Dates: 2017 Spring Events** One ticket, multiple events!
Attend any demonstration or workshop throughout each weekend.

May 5th - May 7th: Symposium Trifecta

- Throwdown - Ceramics Symposium
- Bead Making Symposium
- Independence - Mosaic Symposium

May 19th - May 21st: Retreat Weekend

- Quilting Retreat
- Plein Air Painting

June 2nd - 4th: All things Metal

- Jim Campbell Hammer In - Blacksmithing Symposium
- Alchemist Picnic IV - Metals Symposium

Keep up to date at Touchstone website: www.touchstonecrafts.org

The Florida Society of Goldsmiths is so sorry to announce that **Gini Rollins** has passed away. She will certainly be missed, especially for her contribution to the art fiber and jewelry fields. Gini was the first executive director of the Florida Society of Goldsmiths from 1999-2005, before leaving to work for the Pinellas County School board as a guidance counselor.

Gini Dowling Rollins began working in metal and making jewelry in 1994, after spending 25 years as a fiber artist. As a result of her work with fiber media, she found textures particularly intriguing. Her forms were simple with rich surface textures. She was a popular jeweler among the members of FSG and was in charge of many workshops at the Wildacres Retreat.

Her biography on Metal Benders Jewelry Gallery website included the quote, "Learning something new is the most interesting part of life – it keeps life exciting. I'm so fortunate to be able to do what I love most – making jewelry. Life doesn't get much better than this!"

A graduate of the University of South Florida (undergraduate) and University of Tennessee for her master's degree in textile design, and worked as a social worker. She is survived by her son, Noah Rollins.

Rollins was born July 12, 1944 and was found dead of unknown causes, in her home in St. Petersburg, Florida on October 17, 2016.

By Jean Marie DeSpiegler

CREATIVE METALWORKS Winter Semester 2017



Courses in Jewelry Fabrication & Casting begin January 9th and run through March 4th
Please click on link below to view our courses <http://www.creativemetalworks.com/p369.html>

Take a virtual tour of our classroom

To register for a course, workshop, or other event 301-933-1500

Payment can be made in person, by phone or online by Credit Card via Paypal

Complete information about classes and workshops can be found at www.creativemetalworks.com

Creative Metalworks, 10501 Wheatley Street, Kensington, MD 20895

Creative Metalworks School of Design, (Downstairs) 10453 Metropolitan Avenue, Kensington, MD 20895

ONLINE JEWELRY INFO SITES

GIA LIBRARY DIGITIZES RARE JEWELRY BOOKS These works are available for free download from the GIA library's website: <https://archive.org/details/gialibrary&tab=collection>

FREE JEWELRY DICTIONARY: CRACK THE CODE ON JEWELRY TERMS- Do you know what a "boule" is? Have you ever heard of a collet hammer? What's the difference between iridescence and luster? There are hundreds if not thousands of terms, techniques, and tool names specific to metalsmithing and working with gemstones, and we've compiled every one we could think of into this handy downloadable and printable jewelry-making dictionary or glossary. In our free eBook, you'll learn about everything from abrasives to zirconium oxide and hundreds of terms in between. You will need to create a free account with Jewelry Making Daily to download the e-book. (Thanks to FSG Newsletter!) <http://www.jewelrymakingdaily.com/jewelry-dictionary/?a=je141024&mid=651311&rid=3647131>

METALSMITH BENCH TALK- Jay Whaley interviews metalsmiths on his show live Thursdays at 3pm PST. Shows are archived for your listening convenience at <http://www.blogtalkradio.com/whaleystudios>

CALLS FOR ENTRIES (exhibitions and shows to enter)

Deadlines (in bold)

January 15, 2017 - "Exhibition in Print" "Repair and Renewal: Making Things Whole Again"

Call for Related Work; Guest Curator, Stuart Kestenbaum. Besides prolonging the life of an object, repair also speaks to our yearning to make things right again, to make things whole. Repairing is more than fixing--it's a metaphorical way to look at the role of makers. When we repair things, are we also fixing ourselves? Can giving renewed life to objects and materials--perhaps ones that have had other functions--renew us as well? How does the world look when we say that what is broken can be made whole again, using ingenuity and imagination? Seeking work that addresses these questions. While the work does not need to have been repaired, it should have the spirit of repair, and be fueled by a desire to extend an object's value and usefulness. Deadline January 15, 2017.

January 16, 2017 – Amdur Productions, highly rated fine art/craft producer of 22 craft shows is accepting applications through Juried Art Services for all their shows. This year, Amdur Productions offers price rollbacks, pro-panel wall system rentals, deals on double spaces, and a festival for every artist, from fine art to fine craft. Amdur's festivals are also highly rated in *Sunshine Artist Magazine's* top 100 and also rated in the Top 50 best art fairs according to artist recognized, Art Fair Calendar. Their shows include The Port Clinton Art Festival, Lincolnshire Art Festival, Barrington Art Festival, Gold Coast Art Fair, just some of their top-rated shows. More info: www.amdurproductions.com or email info@amdurproductions.com or call 847-926-4300. Juried Art Services | support@jurying.net | 561-832-0480

January 16 – May 17, 2017 - Academy Art Museum 20th Anniversary Craft Show - The Academy Art Museum Craft Show utilizes the online services of [Juried Art Services](http://www.juriedart.com). All prospective artists must complete an online, electronic application along with the required artist's statement and visual images or jpegs from their current portfolio. Only applications submitted through [Juried Art Services](http://www.juriedart.com) will be considered for submission with the exception of special circumstances at the committee's discretion.

February 15, 2017 - Halstead Design Challenge pieces due 2/15/17. A juried selection from all entries will be exhibited during the SNAG conference in May at RHINO Contemporary Crafts Gallery in New Orleans.

February 20, 2017 - The Creative Crafts Council 31st Biennial Exhibition will present some of the region's top work in wood, glass, clay, metal, fiber and more. The juried exhibition began in 1954, during the studio craft movement and continues today at Strathmore Mansion in Bethesda. This year, the exhibition is juried by top craft professionals Abraham Thomas, Rebecca Stevens and Maurine Littleton. Learn more about the exhibition and jurors at: www.creativecraftscouncil.org

CLASSIFIEDS

Consider joining

FSG (Florida Society of Goldsmiths) now. *Website for the Florida Society of Goldsmiths has changed its name to www.FSGmetal.org. Start at www.FSGmetal.org to become a part of the vital and vibrant community of artists, students, educators, art lovers, and innovators that together form the second largest, most diverse, nonprofit metal based guild of its kind. FSG's workshops are nationally acknowledged epicenters of growth and artistic development, including their annual Wild Acres Workshops with acclaimed teachers. Check it out!*

SNAG (Society of North American Goldsmiths) The Society of North American Goldsmiths, established in 1969, advances jewelry and metalsmithing by inspiring creativity, encouraging education, and fostering community. It is an international nonprofit organization that serves as the primary organization of jewelers and metal artists in North America. Members include independent studio artists, teachers, students, gallerists, collectors, curators, and writers. <http://www.snagspace.org/about>

SAS (Society of American Silversmiths) The Society of American Silversmiths is the go-to resource for anything related to the art and craft of silversmithing. SAS was founded in April 1989 as the nation's only organization dedicated to the preservation and promotion of silversmithing. Its Artisan members, those silversmiths who have been juried into the Society based on their outstanding technical and design skills, are provided with support, networking, and greater access to the market. Through its comprehensive Web site, SAS educates the public in silversmithing techniques, silver care, restoration & conservation, and the aesthetic value of this art form. <http://www.silversmithing.com/>

* * * * *

WGG MEMBERS:

Do YOU have something to sell or buy? You may find what you want among the Guild members.

Basic Wire Skills to Make a Necklace

by [Cynthia Wuller](#) On *Ganoksin*

Page 9

This article lists the 6 basic wire skills it takes to make a necklace with four different styles of links.

1. The links in this 16-in. (40.6cm) necklace are forged so they become flat and work-hardened.

The pearl in the featured necklace is held in place merely by the tension between the wire loops in the pendant. Four styles of links define the spare and simple line of this necklace. Even the shape of the hook-and-eye clasp echoes the rhythm of the overall design.



The different types of links, the pendant, and the Y-connector link shown below are shaped using roundnose, needlenose, and chainnose pliers. As you shape the links, expect to use the chainnose pliers between steps to remove kinks and to straighten wayward sections of wire.

2. Top-heavy diamonds links - Cut the wire. Cut 20-gauge (0.8mm) silver-toned craft wire into 16 3 1/2-in. (89mm) pieces. Or, substitute 20-gauge (0.8mm) sterling silver wire for the craft wire. **Shape the wire into a top-heavy diamond.** *Image 2a,2b.* Use needlenose pliers to bend a tight U at the midpoint of one wire. Then, open the ends until they are 5/8 in (16mm) apart. Measure 3/8 in. (9.5mm) from one end, and make a perpendicular bend. Using roundnose pliers, grasp both ends together just above the bend, and use chainnose pliers to wrap the bent end around the straight end. *Image 2c.* Insert chainnose pliers, positioning them one-third of the distance from the wrapped end, and then open them to spread the wires. Use chainnose pliers to grasp and pull the wires into a top-heavy diamond shape. *Image 2d.* Repeat with the remaining pieces of wire to make a total of 13 top-heavy diamonds. Six of these diamonds will be bent into wide links and the other seven will be bent into slim links.

3. Make a connecting loop, and forge the wire. Use roundnose pliers to bend the wire stem above the wrap into a connecting loop. Do not hammer the wraps. Use chainnose pliers to rotate the loop 90°. *Image 3a.* Cut the diamond on a steel block, and use the flat end of a chasing hammer to hammer the wire and the loop to flatten and work-harden them. *Image 3b.* Repeat for the remaining 12 top-heavy diamond links.

4. Wide links - Make wide links out of six top-heavy diamonds. Use roundnose pliers to grasp a top-heavy diamond one-third of the distance from its non-loop end. Bend the point toward the wrapped loop and through the opening of the diamond, creating two parallel vertical loops. Continue rotating the point, repositioning your pliers as necessary, until the link lies flat. Bend the vertical loops 45° toward the center of the diamond. Repeat to make a total of six wide links.

5. Slim links - Make slim links out of seven top-heavy diamonds. Use roundnose pliers to grasp the parallel bends of a top-heavy diamond. Bend the loop end toward the non-loop end and through the opening of the diamond, creating two parallel vertical loops. Continue rotating the looped end through the opening of the diamond. Bend the vertical loops inward slightly so they fit through the opening. Continue rotating the looped end until the link lies flat. Bend the vertical loops 45° outward. Repeat to make a total of seven slim links.

6. Bottom-heavy diamonds - Shape the bottom-heavy diamonds. Using the remaining three wires, repeat steps 1–3. Insert your chainnose pliers, positioning them one-third of the distance from the unwrapped end, and then open the pliers to spread the wires apart. Use chainnose pliers to grasp and pull the wires to create a bottom-heavy diamond. *Image 6a.* Bend a connecting loop above the wrap in each diamond. Repeat step 6 to forge the diamonds, and then rotate each connecting loop 90°. *Image 6b.* Two of these bottom-heavy diamonds will be bent into transition links. The remaining diamond will be used to create a setting to hold the pearl. *Image 6c.*

7. Transition links - Make two transition links out of bottom-heavy diamonds. Use roundnose pliers to grasp a bottom-heavy diamond at its widest point. Bend the non-loop end toward the loop end of the diamond and through the opening of the diamond to create two parallel vertical loops. *Image 7a.* Continue rotating the non-loop end through the opening of the diamond. Bend the vertical loops inward slightly so they fit through the opening. Continue rotating the non-loop end until the link lies flat. Bend the vertical loops 45° inward. *Image 7b.* Repeat to make another transition link. *Image 7c.*

8. Pendant - Make the pendant Follow steps 15 and 16, bending the vertical loops at an angle to create a shape to cradle a pearl. Use roundnose pliers to bend the non-loop end up slightly toward the loop end. *Image 8a.* Insert the pearl, and use needlenose pliers to tighten the vertical loops around the pearl. *Image 8b.* Gently press the bottom of the wire against a firm surface to shape it tightly to the bottom of the pearl. Turn the pendant over, and use needlenose pliers to gently squeeze the vertical loops to secure the pearl. *Image 8c.* **Images and more after Newsletter address.**

2017 WGG BOARD OF DIRECTORS Officers and Coordinators

President: **Marla Rudnick**
Email: marlasrud@netscape.net
Phone: (301) 460-3337 c: (202) 531-6917
Rockville, MD 20853

Secretary: **Mia Schulman**
Email: mia75@comcast.net
Phone: (301) 216-5546
Gaithersburg, MD 20877

Vice President: **Tyler Kulenguski**
Email: kulenguski@verizon.net
Phone: (703) 978-3435
Annandale, VA 22003

Treasurer: **Michael Brehl**
Email: michaelmetal@earthlink.net
Phone: 301-477-7391 cell
Mt. Ranier, MD 20814

Workshop Coordinator: **Cyd Rowley**
Email: cydrowley@mac.com
Phone: h: 301-681-5446 b: 301-996-2089
Silver Spring, MD 20901

Website Contact: **Natalie Barat**
Email: nb@nataliebarat.com
Phone: 240-893-1505
Darnestown, MD

CCC Representative: **Jody Sachs**
Membership Coordinator: **Jody Sachs**
Email: jsachs2005@gmail.com
Phone: h (301) 216-2272; c (301)602-2548
Derwood, MD 20855

Workshop Registrar: **Nella Fischer**
Email: nellafischer@comcast.net
Phone: (301) 598-9417
Silver Spring, MD 20906

Communications Coord: **Sandra Zacharia**
Email: artjewelsz@gmail.com
Phone: (301) 657-3697
Chevy Chase, MD 20815

3rd Tuesday Coordinator: **Nick G. Barnes**
Email: nickgbarnes@verizon.net
Phone: (301) 641-1503
Silver Spring, MD 20904

Newsletter Editor: **Sherry Terao**
Email: terao@verizon.net
Phone: (301) 593-5469
Spring, MD 20904

NEWSLETTER DEADLINES: (on the 20th of the month)
March 20th for Spring 2017
June 20th for Summer 2017
September 20th for Fall 2017
December 20th for Winter 2018

Contributed articles and suggestions for the Newsletter are ALWAYS welcome!



© Washington Guild of Goldsmiths

2017 Membership Application

JOIN OR RENEW YOUR MEMBERSHIP

Type of Membership: Individual One Year \$40 (Two Year no longer available)

Full-Time Student \$20

NEW Member -or- Renewing Member

TOTAL ENCLOSED: \$ _____

ALL MEMBERSHIPS RENEW IN JANUARY - Due By Feb. 1st *

FIRST TIME NEW MEMBERS after 6/30 pay only ½ ANNUAL Dues

Please provide the following information about yourself and your business as you would like it to appear in the WGG Membership Directory:

Name: _____

Business Name: _____

Address: _____

City: _____ State: _____ Zip: _____

Home Phone: _____ Business Phone: _____ Cell Phone: _____

Fax: _____ Email: _____

Website: _____

PLEASE CHECK HERE IF YOU WANT A HARDCOPY OF THE NEWSLETTER.

ALL MEMBERS RECEIVE AN EMAIL COPY OF THE QUARTERLY WGG NEWSLETTER.

VOLUNTEERS ARE ALWAYS WELCOME AND NEEDED

Please check those areas where you could help the Guild with its activities & programs:

- | | |
|---|---|
| <input type="checkbox"/> Third Tuesday Activities | <input type="checkbox"/> Workshop Committee |
| <input type="checkbox"/> Teach Workshops | <input type="checkbox"/> Biennial Show |
| <input type="checkbox"/> Advertise and Promotions | <input type="checkbox"/> Hospitality |
| <input type="checkbox"/> Newsletter | <input type="checkbox"/> Contribute to the Newsletter |
| <input type="checkbox"/> Website | <input type="checkbox"/> Legal Advice for Artists |
| <input type="checkbox"/> Materials Supply Sources | <input type="checkbox"/> Serve on Guild Board |
| <input type="checkbox"/> As needed, just call me | <input type="checkbox"/> Other _____ |

Signature: _____ Date: _____

Please make checks payable to the WGG and mail via USPS to:

WGG Treasurer, Michael Brehl - 4407 29th Street Mt. Rainier, MD 20712

Membership inquires – Jody Sachs, Membership Coordinator, jsachs2005@gmail.com, h (301) 216-2272; c (301)602-2548



Washington Guild of Goldsmiths

WINTER 2017 - NEWSLETTER

Dated Material

Please Read Now




© Washington Guild of Goldsmiths

Sherry Terao, WGG Newsletter Editor
720 Burnt Mills Ct.
Silver Spring, MD 20901

IMAGES:



2a



2b




2c




2d




3a



3b



4a




4b




5a



5b




6a




6b




6c



7a




7b



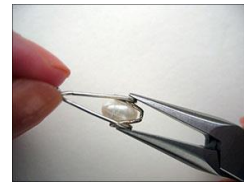
7c



8a



8b



8c